

SPS 45000 STIFF BOOM CRANE

IDEAL LIFTING SOLUTION FOR 4 AXLE TRUCKS



TECHNICAL SPECIFICATIONS

Product Description

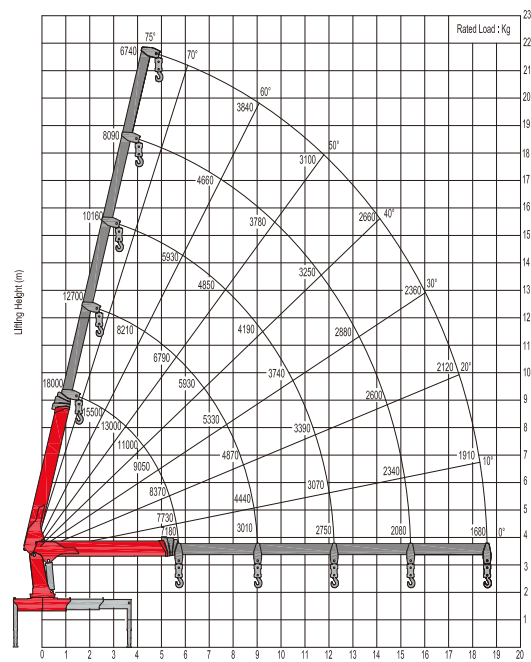
- SANY PALFINGER produces according to European Quality Standards to ensure reliability, performance and safety in the industry
- High tensile strength extension booms to optimize lifting height and working range
- The wide outrigger span ensures stability in all mounting situations
- High safety factor with greater reliability
- Piston pump option for reliability, efficiency, and extended lifetime
- Standard package includes
 - Emergency stop button
 - Working light
 - High pressure filter
 - Over-winding stop

Technical Data

Basic Data	SPS 45000C
Rated Lifting Moment	45 mt
Rated lifting capacity	18000 kg (2.5m)
Max. outreach	18.6 m
Max. lines of the hook	6
Slewing angle	Continuous
Boom raising angle	0 ~ 75 °
Max. lifting height (the measurement from the ground after the outriggers fully extended)	21.5 m
Length of the boom system (retracted)	6.23 m
Length of the boom system (fully extended)	19 m
Boom sections	5
Outrigger span(fully extended)	7.25 m
Recommended Flow Rate	80 ~ 110 L/min
Operating pressure	32 Mpa
Recommended oil tank capacity	300 L
Crane moment (dynamic)	913.8 kNm 93.1 mt
Torsional moment (dynamic)	52.5 kNm 5.4 mt
Crane Weight	6100 kg (Floor Control) 6100 kg (High Seat)

LIFTING CHART

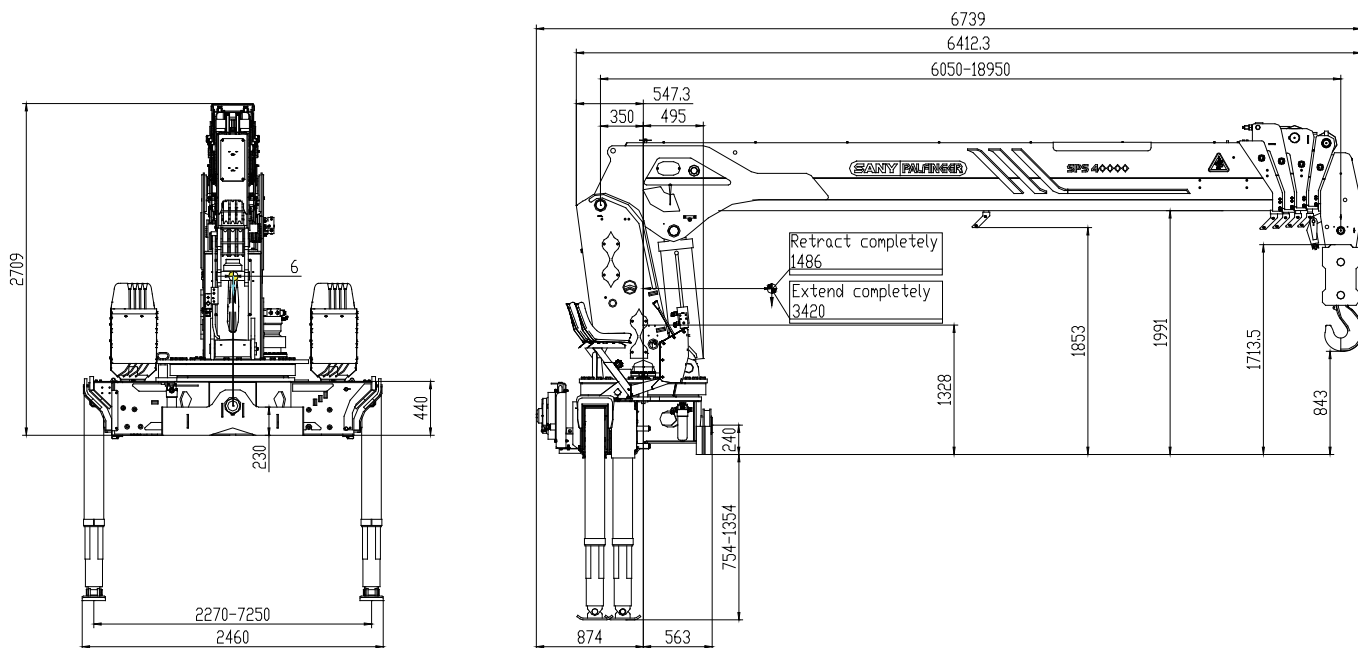
SPS 45000C



NOTE
The above lifting height and boom angles are based on a straight (unladen) boom.
Allowance should be made for boom deflection under laden conditions
Lifting capacities must not exceed 85% of tipping load.

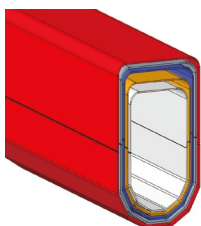
CRANE DIMENSION

SPS 45000C-F/L



*The actual product dimensions can vary depending on the operational equipment.

FEATURES & OPTIONS




Octagonal Boom Profile

- High strength and rigidity due to octagonal cross section



High Tensile Steel

- High Tensile Steel: HG785, SC960
- Able to withstand higher forces



Overload Protection System

- Built-in safety function
- Protects the crane against overloading



Working Light

- Safer operations in dusty and dark working conditions
- Optimal visibility for work



High Pressure Filter

- Ensures proper functionality and longer lifetime of crane



Proportional Hydraulic System

- Sensitive and stable controls for precise operation
- Operator is able to utilize multiple functions simultaneously



Load Indicator

- Provides operators with important information on possible overloading and lifting conditions



Two Speed Winch

- Designed to maximize efficiency
- The winch rope speed can be doubled when the load carried is less than half of the maximum load

SANYPALFINGER SPV EQUIPMENT CO.,LTD
Huanghe Road 189,Rudong Economic Development Zone
226499,Nantong,China
T: 4008-835-318
www.sanypalfinger.com

Cranes shown in the leaflet are partially optional equipped and do not always correspond to the standard version. Country-specific regulations must be observed. Dimensions may vary. Subject to technical changes, errors and translation mistakes.